


---

# EANES

## Independent School District



2004 - 2005

Proposed  
Budget

### Board of Trustees

Clint Sayers, President  
Robert Durkee, Vice President  
Ellen Balthazar, Secretary  
Jim Strickland  
Gail King  
Paul D. Stone  
Mike Monnig





# Eanes Independent School District

August 2004

Dear Eanes ISD Community:

On behalf of the students of Eanes ISD, I thank the community for your continued support of the district in so many ways. The financial challenges that have faced Eanes over the past years make your current and continuing commitment to the district especially important. Your support is key to our success! Information about the District's 2004-05 budget is provided here for you.

Budget preparation for this year began in the fall 2003. The Board of Trustees and district staff worked for most of the year towards the following priorities:

- to maintain the current quality and depth of educational programs, and
- to hire and retain the best teachers and staff.

While accomplishing these goals, the Board is pleased to announce a reduction in the district's total tax rate. This reduction is the result of paying off the 1985 and the 1994 bond issues during 2004. The debt service portion of the tax rate will decrease from \$.27778 to \$.1705, a drop of almost 11 cents. This portion of the tax rate may only be used to pay district debt obligations.

The maintenance and operations budget (general fund) tax rate is set at the maximum allowable by law of \$1.50 per \$100 of property value. The Eanes ISD is one of the most property wealthy districts in the state, requiring us to send 59% of our property tax receipts to students in other districts in the state (termed "recapture" or "Robin Hood"). Since the property values in the district are stable and we are at the maximum general fund tax rate allowed by law, we are not able to raise additional funds for our programs. With increased costs, we are experiencing more financial stress each year.

A significant change was accomplished in allocating staff to the campuses through an instructional staffing ratio. With this method, student enrollment determines the number of staff positions assigned to each campus. With the involvement of the Campus Leadership Teams, each campus made decisions about its staff to best meet the needs of the students on that campus. Staffing at the campuses and in district service departments was adjusted by 81 positions. Although it was a difficult process, most staff reductions were absorbed through reassignments and attrition.

The proposed general fund budget allows for salary and health benefits increases for the staff. A significant portion of these increases were funded through the community effort administered by the Eanes Education Foundation's Keep Eanes Exemplary campaign. Many parent and booster club volunteers contributed their time and hard work to raise these funds. All of the funds raised in this campaign remain in the district and are not subject to Robin Hood. Local fund raising is currently our only means of local control for the financing of the excellent education we want and expect in Eanes ISD.


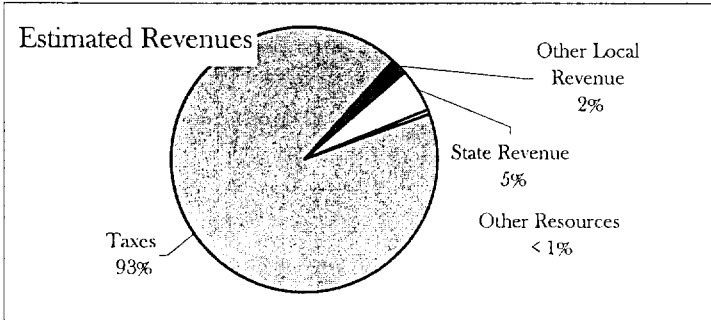
The Eanes ISD students continue to perform academically and competitively at amazingly high levels. Honors are bestowed on individuals and groups as they demonstrate their superior achievement. All campuses and the district are rated "Exemplary" under the TEA accountability rating system. I am proud to be working in a community that places education at the top of its priorities.

Sincerely,

Nola H. Wellman  
Superintendent

**EANES INDEPENDENT SCHOOL DISTRICT  
2004 - 2005 PROPOSED BUDGET  
AUGUST 23, 2004**

**General Fund**



**Debt Service Fund**

**Estimated Revenue:**


Property Tax Revenue	10,181,298
Other Local Revenue	35,000
<b>Total Estimated Revenue</b>	<b>\$ 10,216,298</b>

**Estimated Expenditures:**

Bond Principal	\$ 4,820,000
Bond Interest	5,420,390
Fees	5,000
<b>Total Estimated Expenditures</b>	<b>\$ 10,245,390</b>
 Revenue - Expenditures	 <b>\$ (29,092)</b>


**Estimated Revenue:**

Property Tax Revenue	\$ 89,403,793
Other Local Revenue	2,026,075
State Revenue	5,155,715
Other Resources	430,000
<b>Total Estimated Revenue &amp; Other Resources</b>	<b>\$ 97,015,583</b>



**Estimated Expenditures:**

Function	Description	
11	Instruction	\$ 28,421,843
12	Instr Resources & Media	661,539
13	Curriculum & Staff Development	227,858
21	Instructional Leadership	689,940
23	School Leadership	2,545,714
31	Guidance & Counseling	1,513,315
33	Health Services	487,033
34	Student Transportation	1,479,181
36	Co/Extra-Curricular	1,611,559
41	General Administration	1,986,053
51	Plant Maintenance	5,566,559
52	Security & Monitoring Service	169,461
53	Data Processing	738,150
91	WADA Chapter 41 Recapture	52,300,000
92	Incremental Cost Chapter 41	373,596
<b>Total Estimated Expenditures</b>		<b>\$ 98,771,801</b>
 Revenue - Expenditures		 <b>\$ (1,756,218)</b>



**Child Nutrition Fund**

**Estimated Revenue:**

Local Revenue	\$ 2,460,000
State Revenue	60,000
Other Resources (Federal)	112,000
<b>Total Estimated Revenues</b>	<b>\$ 2,632,000</b>

**Estimated Expenditures:**

Function		
35	Food Services	\$ 3,198,500
41	General Administration	50,000
51	Plant Maintenance	103,350
53	Data Processing	5,000
<b>Total Estimated Expenditures</b>	<b>\$ 3,356,850</b>	
 Revenue - Expenditures	 <b>\$ (724,850)</b>	

# Property Tax Information

## 2004 - 2005

Total Appraised Value	\$ 5,979,063,267
Less Exemptions	(339,603,057)
Net Taxable Before Freeze	\$ 5,639,460,210
Plus Estimate of Protested Value	488,446,854
Less Tax Base Reduction Due to Freeze	(161,321,681)
<b>Taxable Value</b>	<b>\$ 5,966,585,383</b>

### Proposed Tax Rate

General Fund (M & O)	\$ 1.5000
Debt Service (I & S)	0.1705
<b>Total</b>	<b>\$ 1.6705</b>

## 2003 - 2004

Total Appraised Value	\$ 6,017,419,088
Less Exemptions	(370,203,110)
Net Taxable Before Freeze	\$ 5,647,215,978
Plus Estimate of Protested Value	410,224,530
Less Tax Base Reduction Due to Freeze	(154,652,504)
<b>Taxable Value</b>	<b>\$ 5,902,788,004</b>

### Tax Rate

General Fund (M & O)	\$ 1.5000
Debt Service (I & S)	0.2778
<b>Total</b>	<b>\$ 1.7778</b>

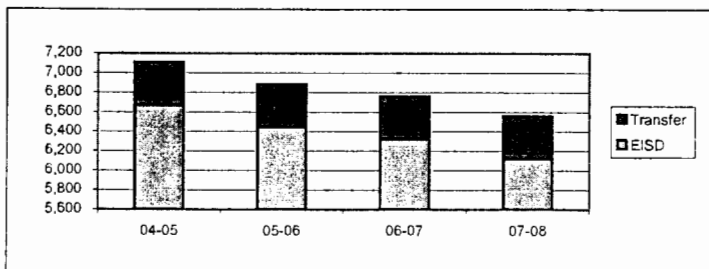
## Comparison of Proposed Levy With Last Year's Levy

	2004-05		2003-04
Average Market Value of Residences	\$ 449,390	Average Market Value of Residences	\$ 438,353
Average Taxable Value of Residences	\$ 434,390	Average Taxable Value of Residences	\$ 423,353
Tax Rate	\$ 1.6705	Tax Rate	\$ 1.7778
Taxes Due on Average Residence	\$ 7,256.49	Taxes Due on Average Residence	\$ 7,526.37
Tax Savings Compared to 2003-04	\$ 269.88		

Tax Savings Due to 2004-05 Tax Rate Reduction	
Average Taxable Value of Residences	\$ 434,390
2003-04 Tax Rate	\$ 1.7778
2003-04 Tax Bill	\$ 7,722.59
2004 -05 Tax Rate	\$ 1.6705
2004-05 Tax Bill	\$ 7,256.49
Tax Savings Due to Reduction of Tax Rate	\$ 466.10



## PROJECTED ENROLLMENT TRENDS



YEAR	OUT OF DISTRICT		TOTAL*
	EISD	TRANSFERS	
2004-05	6,668	441	7,109
2005-06	6,445	441	6,886
2006-07	6,320	441	6,761
2007-08	6,120	441	6,561

\* Assumes Number of Transfer Students Held Constant